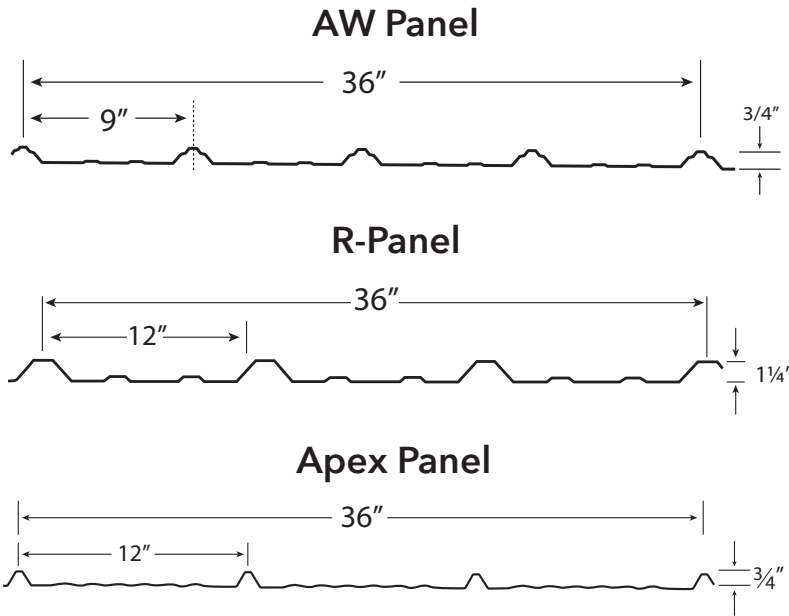




**AW Metal LLC**  
**Metal Roofing Headquarters**  
**641•664•3990**



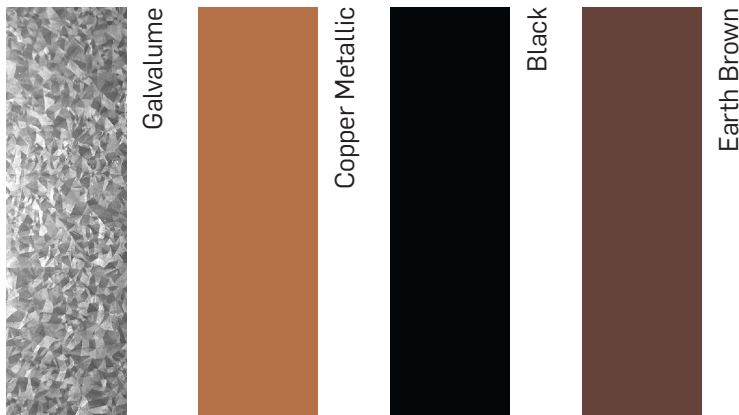
**Smooth Color Options**



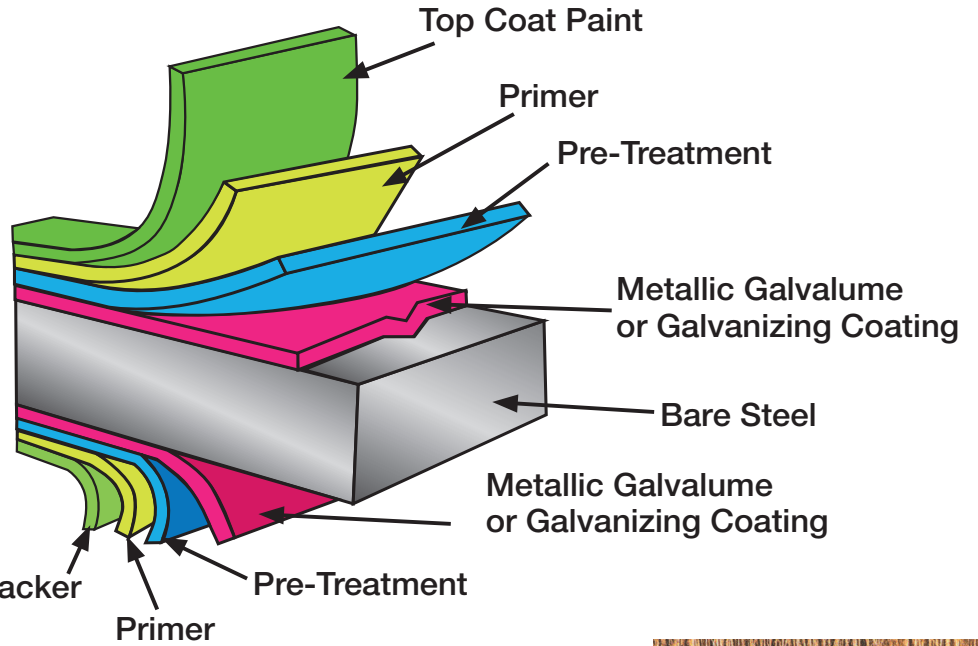
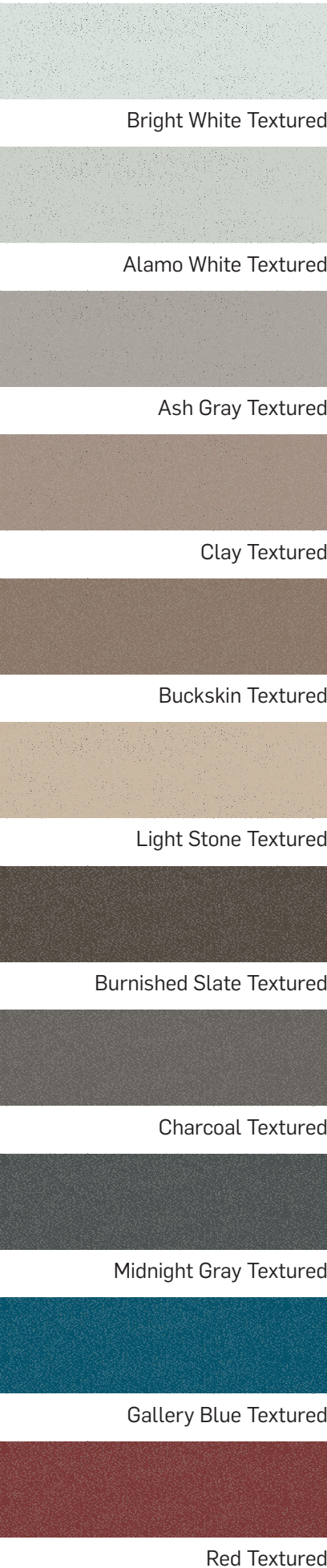
**SHERWIN-WILLIAMS**  
 Coil Coatings



Sherwin-Williams® and WeatherXL™ are trademarks of SWIMC LLC.

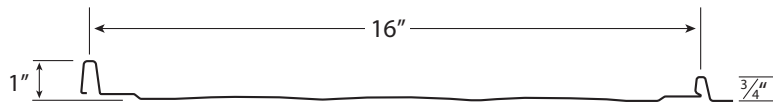


# Textured and Woodgrain Options

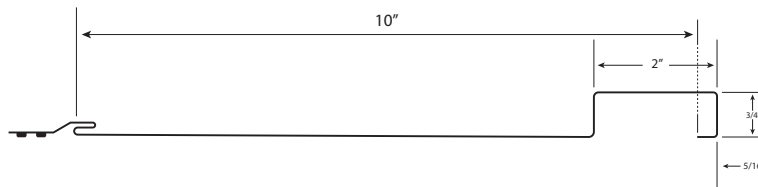


26 & 29 Gauge metal offered on 36" wide panels

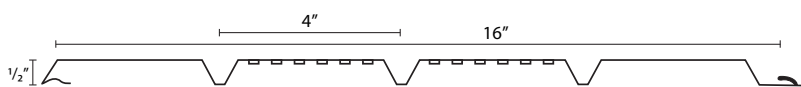
## Snap Lock




## Board and Batten




## Quad-Loc™ Soffit



Natural Tan Rough Sawn Cedar



Dark Brown Rough Sawn Cedar




Gray Rough Sawn Cedar



Barn Wood Plank

Call for Panel Profile/Color Combinations



# A W Metal LLC

|                     |  |                       |  |                |  |                                       |  |
|---------------------|--|-----------------------|--|----------------|--|---------------------------------------|--|
| 12" Ridge Cap *     |  | 5-1/2" Rake & Corner* |  | Fascia         |  | Track Cover *<br>Cannonball Facemount |  |
| 20" Ridge Cap       |  | 4-1/2" Mini Corner    |  | Mini Fascia    |  | Track Cover<br>Cannonball Top Mount   |  |
| 26" Ridge Cap       |  | 4" House Corner *     |  | Gutter Apron * |  | Track Cover<br>National Top Mount     |  |
| Rat Guard *         |  | Residential Rake      |  | Roof Edge      |  | 7-1/4" Sliding Door Jamb              |  |
| Square Base Molding |  | Gable Trim            |  | J-Channel *    |  | 9" Overhead Door Jamb                 |  |
| Z-Bar               |  | Inside Corner         |  | Post Trim *    |  | Drip Cap                              |  |
| Double Angle        |  | Universal sidewall *  |  | Outside Angle  |  | 24" Valley                            |  |
| Upper Gambrel       |  | Universal Endwall *   |  | F & J 9/16" *  |  | 11-1/4" Fascia & Soffit               |  |

\* Stocked Trim

Special Trims Available